


Decodable Readers

Springtime Stories

8 decodable readers and board games




Follows a
structured
progression
of skills



Seasonal Resources for Orton-Gillingham Lessons!

I hope you enjoy this resource! Here are a few ways to stay in touch with me!




- Follow [my store](#).
- Sign up for my monthly email newsletter on [my blog](#). I'll send you important updates and a fun freebie!



Join Word List Builder!

- Unique search engine
- Create save and print your own word lists, word cards, phrase templates and games!
- time-saving for O-G lesson planning
- [GO HERE](#) to sign up!

You may also like the following resources. Click any image below.



[Click here for more Orton-Gillingham resources.](#)

Springtime Stories

Thank you for your purchase! This is a set of 8 decodable mini books. You will need to print, assemble and staple them into books prior to use. They follow a structured progression based on the [sequence](#) I use to create my O-G resources. Each book will feature a culmination of skills and concepts. Please refer to the table of contents to see which skills are addressed in each book.

These stories are written to use during the spring. They're fun seasonal activities that will reinforce decoding skills.

Since using pictures to guess or read an unknown word is NOT following the science of reading, but rather a compensatory habit, I took special care not to include pictures that readers could use to guess at words. Instead, I've included some photos and clip art mixed with empty boxes on some of the pages, so your students may briefly sketch or illustrate what they visualized as they read. This is a good way to check their comprehension!

You will find comprehension questions on the back page of each mini-book. I hope you enjoy using these just as much as I enjoyed writing them for your students and mine!


Happy Reading!
Emily Gibbons, M.Ed. C/AOG, CSLDP



Click [HERE](#) for a tutorial to show how the books can be assembled.



[GO HERE FOR THE GOOGLE
SLIDES VERSION.](#)



Page #	Title (The word cards come after each book.)	Skills	O-G Level
5-11	Bug on a Pot?	CVC (all short vowels)	1
12-18	The Lost Egg	Digraphs, Initial and Final Consonant Blends	1
19-25	Rabbit Tale	VCe, Syllable division VC/CV and VC/CVCe	1
26-32	Lucky's Gold	Vowel Teams, suffix -ed, -NG, -NK	2
33-39	Barnyard Mix-Up	R-Controlled Vowels, Suffixes -ed, -ing, -s	2
40-46	Flower Power	Vowel Diphthongs, Open Syllables	3
47-53	Spring Try-Out	Schwa vowels, C+LE, soft c and g	4
54-60	Spring Days	Schwa vowels, Multi-syllable words, Silent letters, suffixes -ion, -ness, -ance -al	5
61-64	Game Directions and Board Games		

Skills: CVC (all short vowels)

Red words: the, was, is

Question: Was the bug on the pot?

© Emily Gibbons, The Literacy Nest®




Bug on a Pot?

Written by: Emily Gibbons




Is a bug on the pot?



No. A hen is in the pot.




Is a kid in the pen?



No. A pig is in the pen.




Was the cat in the can?



No. The pup hid in the can.



Did a rat sit on the log?



No. A dog sat on the log.



Is it a bud in the mud?



Yes! It is a bud in the mud.

bug

pot

kid

pen

pig

hen

can

cat

pup

log

rat

dog

bud

mud

sat

on

Skills: Digraphs, Initial and Final Consonant Blends
Red words: the, was, said, were, you, from, your

Question: How did the egg end up in the grass?

© Emily Gibbons, The Literacy Nest®




The Lost Egg

Written by: Emily Gibbons



In a nest sat eggs.

The eggs were still.




A big wind went by the nest.

JUMP went one egg.


It fell from the nest.



On the grass, sat the egg.
The egg was still. It did not
jump.



Hop, hop went a frog from a
pond. It went past the nest.
“An egg!” said the frog. “This
egg is not from my pond.”




Off went the frog to grab
bugs for his lunch.

The frog left the egg in the
grass. The egg was still.




Sniff, sniff went a pup in the
grass. "I spot an egg!" said
the pup. "This egg must miss
its nest."



The pup left the egg and
went to its shed.

Just then, JUMP went the
egg in the grass.




The egg split in two.

It was a finch! The finch
felt the grass. "This is not
my nest," said the finch.



“No, this is not your nest,
but you are my finch!” said
its mom with a hug.



“A frog and a pup spot me
on the grass,” said the finch.
“Then my mom spot me!”

egg

lost

wind

nest

grass

still

jump

frog

pond

grab

left

must

shed

this

then

finch

Skills: VCe, Syllable division VC/CV

Red words: said, you, were, was, do, done

Question: In the end, how did Miss Hope help Bandit?



Rabbit Tale

Written by: Emily Gibbons



When you're a white rabbit, you
do not blend in. Trust me. That
does not bug me. I must admit.
I like a fun rabbit chase.

2




Here is my tale. I like to grab
a bite from Miss Hope's kale
patch. My hole is big, so I can
get by the gate.

3



There sits the kale. YUM! The
kale is so fresh. I nip some bits
and hop off.

Miss Hope cannot spot me, except
this one time.



I went to slip in my hole when I
felt a rake come close to me.


“So, YOU are the bandit rabbit!”

It was Miss Hope! She went to

5 chase me.



Like I said, white rabbits do not
blend in, but we are FAST. I left
the kale, and the chase was on.
“I will get you this time!” said
Miss Hope.



Off I went into the grass.
I had to hide in a safe spot.
This chase was no game.
Can I help it if I like kale?
I made a dive into a mole hole.




"This is my home, you bandit!"
said the mole. "I don't care if
you are a cute white rabbit.
Miss Hope will get you this
time." I left the mole hole and
was on the grass. "GOTCHA!"
said Miss Hope with a net.



It was too late. The chase was
done. Miss Hope-one, white
rabbit-zip. "Let's go home," she
said. We got to the gate and
went by Miss Hope's shed. She
had a pen next to my hole.



“This pen is the best size for you, Bandit. I will get you kale, but it will be left in this pen. Then you can go home to your hole,” said Miss Hope. I was in shock!



So, the next time I went to get kale, I went to my pen. Miss Hope left a big bunch of it for me. She did not chase me with a rake, and I was glad.

11 That is the end of my tale.

rabbit

bandit

except

cannot

admit

chase

tale

bite

gate

like

kale

time

same

game

hole

mole

cute

white

home

rake

Skills: Vowel Teams, Y as a suffix, -NG, -NK, -ed

Red words: said, were, there, is, was

Vocabulary: leprechaun

Question: Why do you think Tricky got coal, but Lucky got gold?

© Emily Gibbons, The Literacy Nest®




Lucky's Gold

Written by: Emily Gibbons




One day in spring, Lucky the leprechaun got up. She picked a green dress and green boots.

“Ahh, this is a windy day,” said Lucky. “I think I will fly my kite in the breeze.”




Lucky was feeling lucky, so she got an empty gold bag and made a wish. “While I fly my kite, may this bag get filled with gold,” said Lucky.



Lucky went to a field of green with her bag and kite. A few clouds were in the sky, but it was mostly sunny. The kite sailed high, and the air felt good. "This is a lucky day!" she said.



Tricky the leprechaun was near an old stone wall to spy on Lucky. He was sneaky and hatched tricky plans to steal gold. "I must steal that bag from Lucky!" said Tricky.




While Tricky hid, Lucky played with the kite, and took a break. Her bag lay on the grass by her feet. Rain fell softly, but Lucky did not mind.




When the rain stopped, a rainbow was seen. Lucky squealed, "This is it! My lucky bag will be filled with gold!" In a wink, she looked down and it was!



“Fool! Not so fast!” said Tricky.
He looked and saw the bag of
gold. “See here. The bag is mine!”
boasted Tricky with a mean grin.
Lucky gave a smile and said,
“Well go on then, Tricky.
May the gold bring you luck.”



Tricky ran back to his home,
beaming with the bag of gold in
hand. When he looked inside, he
saw chunks of coal. He stomped
up and down. “That beast, Lucky
fooled me!” screamed Tricky and
tossed the bag out the window.



While Tricky screamed at home, Lucky was still on the grass with the kite. "I think I will just go home," she said. As she went by Tricky's house, she saw the bag of gold! She took it and ran.



When Lucky was safe at home, she looked inside. It was NOT filled with coal for Lucky. There were heaps of gold! "My wish is real!" said Lucky. "Why did Tricky leave the bag outside?" Lucky's day ended with luck.

lucky

tricky

sunny

windy

sunny

green

sailed

steal

played

feet

squealed

boasted

gold

old

mind

think

hunk

chunks

bring

spring

Skills: R-Controlled Vowels, Suffixes -ed, -ing, -s
Red words: been, who, two, your, everyone, animal,
some, were

Question: Explain the mix-up that happened.

© Emily Gibbons, The Literacy Nest®




Barnyard Mix-Up

Written by: Emily Gibbons




Spring had come at last.
The animals on the farm
gathered to see who had been
born. The barnyard was buzzing
with all kinds of sounds. Who
would be first?



Herb, the farmer's dog, barked
and said, "Hen will go first."
Hen chirped, "I have six chicks."
Her chicks scratched and
pecked at the dirt. They were
short and fluffy.



Now, we will hear from Goat,”
said Herb the farmer’s dog.
“I had two kids! The first one
has brown fur and the next one
has black fur. Their horns have
not grown in just yet,” said Goat
with a charming smile next to
her kids.




Duck whispered to Herb, “Who’s
next?” Herb gave Duck a stern
look. “Wait your turn,” said
Herb, feeling disturbed.
“Last, we will hear from Pig,”
said Herb. Pig was sitting by
some chirping birds.




“Well, we have a bit of a blunder. Six piglets were born and one... gosling,” said pig. The barnyard was buzzing. How was a PIG a gosling’s mom? A gosling came from an egg, but who’s egg?



Herb barked sternly, “This is a barnyard mix-up. First, we need to find the gosling’s mom. That is the smart thing to do.” The gosling looked up at the pig and said, “MA-MA!” This a BIG barnyard mix-up.




Duck spoke up to Herb. "This gosling is a swimmer. Let's march it to the pond and find its flock." The birds chirped. It was the best thing to do. The gosling felt hurt. It looked at Pig and said, "MA-MA!"



Herb looked at the gosling and whispered, "We have a mix-up. Pig is not your mom. Let's get you to the pond. That's where your flock gathers." Pig, Herb and Duck marched the gosling to the pond to find its flock.



But there was no flock at the pond. Pig looked at the gosling. "You may stay with us in the barn, and we will be your flock. The gosling honked, "Yes!" So, the Pig, Herb, Duck and the gosling marched in a line back to the barnyard.



In the barn, the animals were munching and slurping their food. Herb came into the barn with Pig, Duck and the gosling. "The gosling will stay with us in the barn," said Herb. Pig gave a nod and said to the gosling, "Welcome home."

farmer

gather

barnyard

barked

chirped

marched

dirt

short

turn

disturb

smart

born

whisper

fur

first

stern

Skills: Vowel Diphthongs, open syllables
Red words: said, friend, were, there, you,
could

Question: What did they plant in the
garden?

© Emily Gibbons, The Literacy Nest®




Flower Power


Written by: Emily Gibbons



The vacant lot by the donut shop was overgrown with weeds, trash and junk people had thrown out. People called it a lost cause, but my friends and I had a wild plan.




“Let’s remake this old lot and turn it into a garden that will belong to everyone,” I said to April. “I like that, but we can’t do it solo. Let’s go over to the park and ask for help.




When our friends found out, they thought it was a super plan. We began with a list of items we would need to begin the remake. "Let's name the project, Flower Power!" said April. I gave her a high five.



The Flower Power project needed help from grown-ups, too. I made a banner asking for help with a Flower Power logo on it. There was no time to relax. Spring was here, so we had to begin soon.



One week later, and our crew was set to clear the vacant lot. "Be careful when you pick up trash," reminded the grown-ups. The donut shop donated snacks and drinks while we cleaned.



By the end of the day, the vacant lot was clear. "Holy moly!" I said to April. When you unite to reach a goal, cool things are bound to happen. The lot was ready for a garden.



Our crew drew a map on large paper to show how the garden would look. We found a lady to donate raised beds from her garden center online. A man named Peter had a dump truck to bring a load of soil.



We made plans to plant crocus and tulip bulbs in the fall for next year. Instead of grass, we planted clover to attract insects that would help pollinate. We chose flowers that would bring butterflies to our garden.



In the final stage, Mr. Rudy donated park benches for people to sit and relax in the garden if they didn't feel like planting flowers. We had a feeling the benches would delight people. We were right.



Flower Power finally opened! April and I gave high fives. It did require a lot of time and help, but we reached our goal. When I look at an old photo of the vacant lot before Flower Power, I am filled with joy for good things to grow.

flower

power

bound

soil

vacant

crazy

remake

solo

super

begin

remake

remind

donate

clover

relax

photo

Skills: Schwa vowels, C+LE, soft c and g

Red words: you, were, who

Question: How would you describe the narrator before the try-out?

© Emily Gibbons, The Literacy Nest®




Spring Try-Out

Written by: Emily Gibbons




“This umbrella is a little broken!” I called out to my mom. The unexpected rainstorm made us scramble to find raincoats right before we left to catch the bus.




A crack of lighting and a roll of not so gentle thunder rumbled. Mom and I stopped. “Forget the umbrella. Put on your hood,” said Mom. We ran to grab the next bus outside.



After the morning hassle and dodging a few puddles, I made it to school just in time. After we settled at our desks, morning announcements began. "Try-outs for the spring concert start after school today. Meet in the music room at three o'clock."




A spring concert? I felt my feet shuffling under my desk. If I could show them how I can sing and dance a little, I might be picked. Three o'clock seemed so far away. Time to stop wiggling and focus on math class. Now which shape has a right angle?



Time crawled as slow as a beetle until three that day. When the bell rang in class, I found myself fumbling to pack up and papers slipped off my desk. A buddy passed them to me. After a quick thanks, I raced to the music room.




“Welcome to try-outs for the Spring Concert. We are seeking new talent this year. Take a number and wait your turn to be interviewed,” announced Ms. Randle. I chose number thirteen. That’s not unlucky to me!



Toes tapping, fingers trembling,
I sat and waited in the music
room to be called into Ms.
Randle's office for my turn. I
have a hard time keeping still
when I'm feeling eager. Mom
tells me to stop when I wiggle
too much while I wait.



"Number thirteen!" called Ms.
Randle. The paper that held my
number thirteen was now wet
and torn from my sweaty
hands. I took a deep breath
and went into Ms. Randle's
office "You got this," I
mumbled to myself.



Ms. Randle spoke with me.

“The Spring Concert is going to be outside this year. We will set up a stage for the artists to perform. After the concert is a parade. You’ll be required to come to practice twice a week starting this Thursday. Do you think you can handle this and school?”



“You can count on me!” I called out in my best sing-song voice. Ms. Randle giggled. “Let’s see if you can follow this short dance number. I will play a part of it now.” After showing Ms. Randle my skills, she smiled and replied. “I think you will a great addition to the Spring concert.”

scramble

gentle

rumble

hassle

puddle

little

shuffle

wiggle

beetle

angle

fumble

tremble

wiggle

mumble

handle

giggle

Skills: Schwa vowels, multi-syllable words, silent letters,
suffixes -ion, -ness, -ance -al

Red words: you, people, through, there

Question: If you could create a National
Day, what would it be and why?

© Emily Gibbons, The Literacy Nest®




Spring Days

Written by: Emily Gibbons




National days and months are designated as a time to honor a tradition or bring awareness to an important cause. Other national days are chosen to recognize certain foods or traditions for fun.



The following national days or months are celebrated in March, April and May. Some you may be familiar with, while others you may not have heard of before. See which ones you already know.

The Month of March: Nutrition Awareness


The Academy of Nutrition and Dietetics was instrumental in bringing awareness to healthy life choices in March. They want to give people tips for developing healthy eating habits, which can help prevent illness and disease.



Through education, the Academy shares ideas about how to not only choose more produce in your diet, but also the importance of moving your body every day. Exercise and healthy foods go a long way.

Earth Day is on April 22nd.

We all love our planet and want to protect it. In 1970, the U.S. had no way to regulate the amount of pollution affecting the air and water. Senator Gaylord Nelson was ready to change that. He created Earth Day to bring awareness and new laws.




The very first Earth Day in 1970 was popular. Millions of people participated to show their concern about pollution. Earth Day helped to bring change for the U.S. Today, there are more laws to protect us and the planet. Do you participate in Earth Day events?

National Honesty Day is on April 30th.

You may have heard the saying,
“Honesty is the best policy.”


Telling the truth is an important
thing to do whether you are a
child or an adult. Sadly, there
are times when people are
dishonest and hurtful. This
makes it difficult to build trust.



M. Hirsh Goldberg wanted one
day to celebrate the value of
honesty. Everyone can
participate in Honesty Day.
It's a special way to share
the importance of honest
relationships with family,
friends and our leaders.

Teacher Appreciation Week is in May.

“Teachers change the lives of millions of children every day,” explained a PTA spokesperson. The U.S. has chosen the first week of May to honor teachers and the hard work they do to help their students. A famous First Lady helped make this week a national holiday.



In 1953, Eleanor Roosevelt spoke to Congress about a national day to honor teachers, but it was until 1980 when it became national holiday. In 1984, one day became a whole week. It is dedicated to honoring teachers and the lasting impression they make on their students. Thank a teacher!

national

tradition

nutrition

instrumental

awareness

importance

illness

pollution

relationships

impression

education

dishonest

honor

honesty

honest

know

GAMES

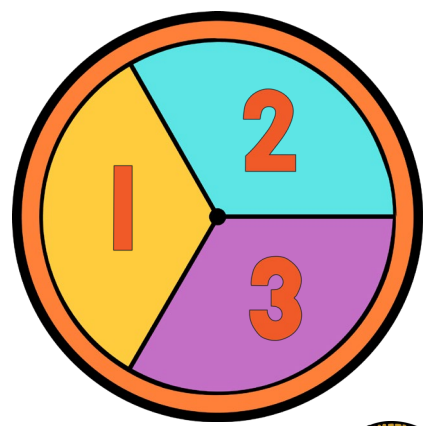
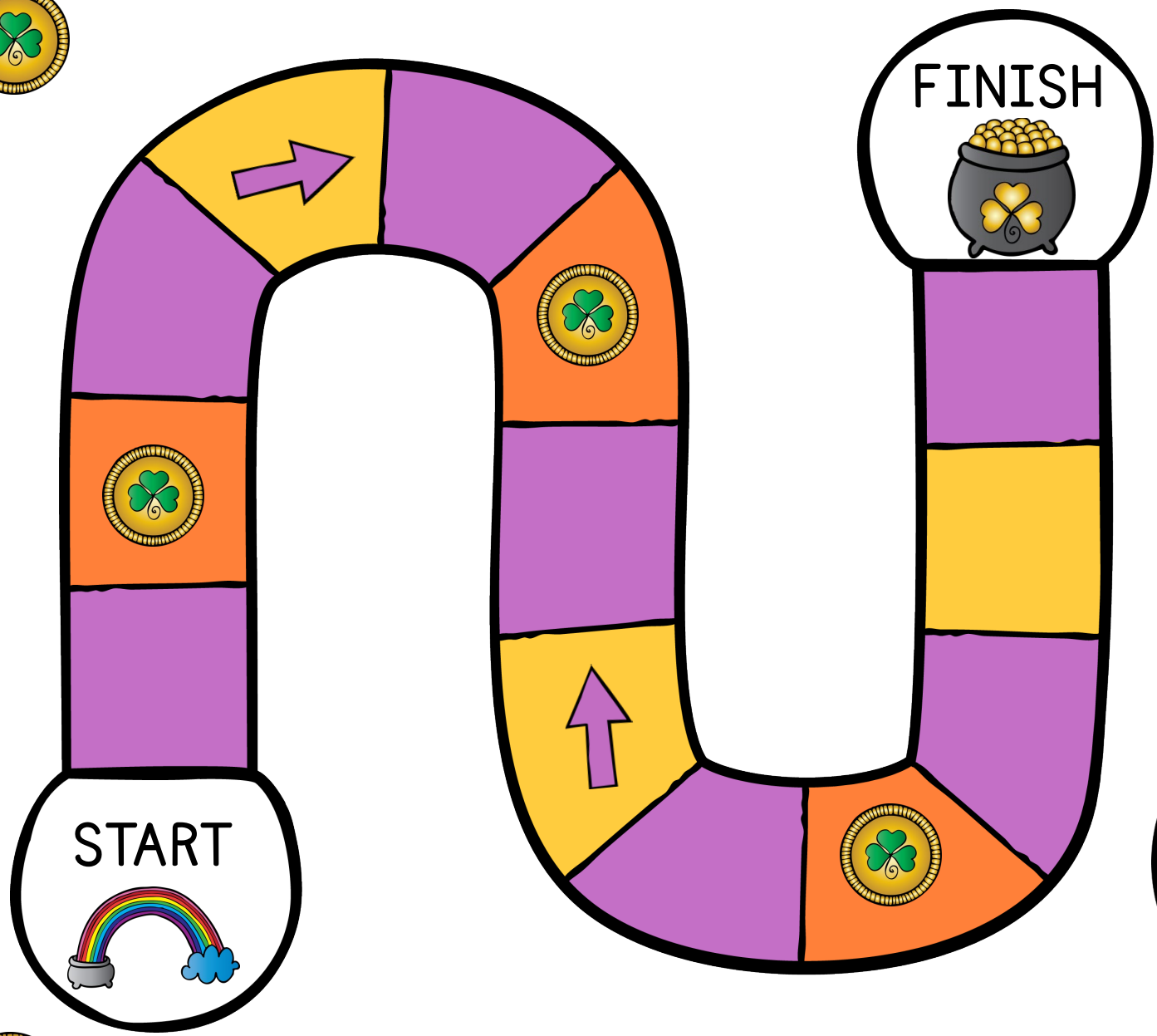
- **Laminate the game boards or place in plastic sheet protectors.**
- **Use mini erasers or plastic counters for game pieces**
- **Use a pencil and paperclip for a spinner, or dice, white boards, markers, erasers**




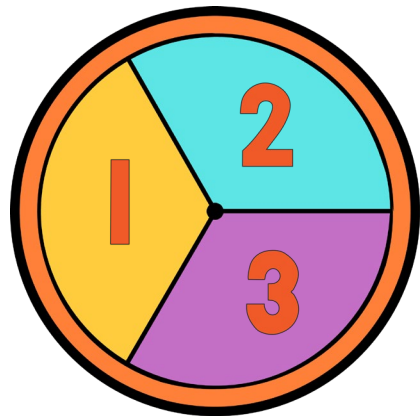
These games are open-ended, so you may use them with any of the word cards and create your own rules for playing.






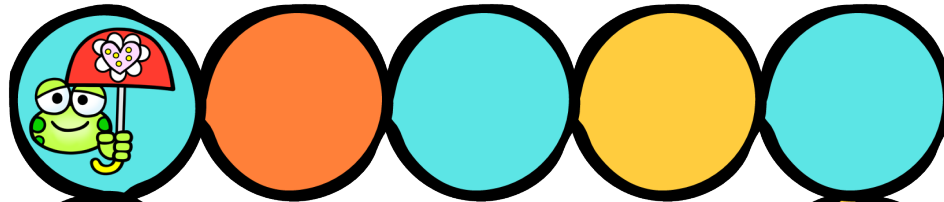






Use the word cards at the end of each decodable reader to play the games.

There are 3 different boards to choose. *Here are some suggested rules for playing:*

1. Depending on the board, Player A will either spin the spinner, or roll a 6-sided die, while Player B chooses a card to read out loud.
2. Player A Choose an option: spell the word or write the word in a sentence on the white board. Player B checks.
3. If the word is spelled correctly, Player A may advance on the game board.
4. Switch roles.
5. To win: Be the first player to reach the finish space.
6. Create rules for landing on the game board spaces that have an object, such as move ahead or go back a space.







Credits: My products are made possible by the following fabulous artists!



This product and all of its contents is for educational purposes only, and is not for resale or redistribution in any form. It was purchased and/or downloaded for a single user, therefore may not be distributed without purchasing an additional user license available in my store. Please contact me, the seller, for additional license information.

Emily Gibbons, The Literacy Nest LLC ©2022

<https://www.teacherspayteachers.com/Store/Emily-Gibbons-The-Literacy-Nest>

